



LED HI-Flux Linear Upgrade


Features

- High lumen output efficiency up to 110lm/w
- Plug and play installation
- Long lifespan up to 30000hrs

Benefits

- Easily retrofit conventional T8 batten with LED
- Up to 60% energy savings compared to conventional T8 batten
- Last 3 times longer than conventional T8 batten

Application



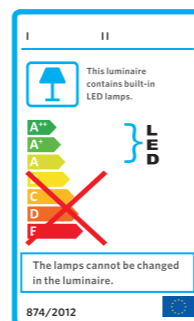
Specification

Item Code	Item Description	Power (W)	Power Factor	Lumen (lm)	Efficacy (lm/W)	Input Current (mA)	Lifetime (L70B50)	MOQ (pcs)
542005015710	LED-E-HF Batten-SF-600mm-18W-3000K-CT-2	18	0.9	1900	105	90	30000	600
542005015810	LED-E-HF Batten-SF-600mm-18W-4000K-CT-2	18	0.9	2000	110	90	30000	600
542005015910	LED-E-HF Batten-SF-600mm-18W-6500K-CT-2	18	0.9	2000	110	90	30000	600
542005016010	LED-E-HF Batten-SF-1200mm-36W-3000K-CT-2	36	0.9	3800	105	180	30000	600
542005016110	LED-E-HF Batten-SF-1200mm-36W-4000K-CT-2	36	0.9	4000	110	180	30000	600
542005016210	LED-E-HF Batten-SF-1200mm-36W-6500K-CT-2	36	0.9	4000	110	180	30000	600
542005016310	LED-E-HF Batten-SP-600mm-18W-3000K-CT-2	18	0.9	1900	105	90	30000	600
542005016410	LED-E-HF Batten-SP-600mm-18W-4000K-CT-2	18	0.9	2000	110	90	30000	600
542005016510	LED-E-HF Batten-SP-600mm-18W-6500K-CT-2	18	0.9	2000	110	90	30000	600
542005016610	LED-E-HF Batten-SP-1200mm-36W-3000K-CT-2	36	0.9	3800	105	180	30000	600
542005016710	LED-E-HF Batten-SP-1200mm-36W-4000K-CT-2	36	0.9	4000	110	180	30000	600
542005016810	LED-E-HF Batten-SP-1200mm-36W-6500K-CT-2	36	0.9	4000	110	180	30000	600

Technical Specifications	
Technical Specifications	100,000
Colour Consistency (SDCM)	<7
Dimmable	No
Beam Angel	120°
Housing Color	White
IP	IP20
IK	IK02
Driver integrated (Yes/No)	NO
Glow wire test	650°C
Driver failure rate	1% at 5000h
Weight (pc/kg)	0.6M: 0.245KG 1.2M: 0.45KG

Electrical Supply	
Frequency (Hz)	50 / 60
Voltage (V)	220-240
AC / DC	AC
Insulation Protection	Class II
Mechanical Properties	
Housing Material	PC Extrusion
Optical Material	PC
Finishing Color	White+Silver grey
Application Conditions	
Operating Temperature	-10-45°C
Application Temperature	25°C
Minimum Start Temperature	-10
Storage Environment	-25-50°C

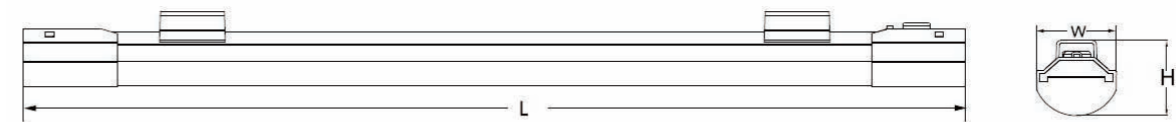
CB



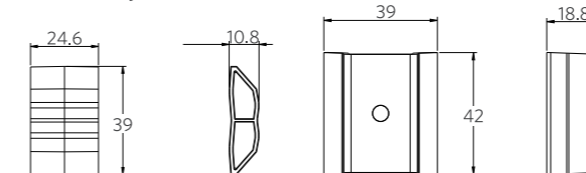
Packaging Information

Item Code	Item Description	Single Box(1pc/box)		Packing Unit		
		Dimensions(mm) (LxWxH)	Gross Weight (kg)	Dimensions(mm) (LxWxH)	Gross Weight (kg)	Packing Qty (pcs/unit)
542005015710	LED-E-HF Batten-SF-600mm-18W-3000K-CT-2	600*47*50	0.485	678*426*352	9.7	20
542005015810	LED-E-HF Batten-SF-600mm-18W-4000K-CT-2	600*47*50	0.485	678*426*352	9.7	20
542005015910	LED-E-HF Batten-SF-600mm-18W-6500K-CT-2	600*47*50	0.485	678*426*352	9.7	20
542005016010	LED-E-HF Batten-SF-1200mm-36W-3000K-CT-2	1200*47*50	0.802	1278*426*352	16.04	20
542005016110	LED-E-HF Batten-SF-1200mm-36W-4000K-CT-2	1200*47*50	0.802	1278*426*352	16.04	20
542005016210	LED-E-HF Batten-SF-1200mm-36W-6500K-CT-2	1200*47*50	0.802	1278*426*352	16.04	20
542005016310	LED-E-HF Batten-SP-600mm-18W-3000K-CT-2	600*47*50	0.485	678*426*352	9.7	20
542005016410	LED-E-HF Batten-SP-600mm-18W-4000K-CT-2	600*47*50	0.485	678*426*352	9.7	20
542005016510	LED-E-HF Batten-SP-600mm-18W-6500K-CT-2	600*47*50	0.485	678*426*352	9.7	20
542005016610	LED-E-HF Batten-SP-1200mm-36W-3000K-CT-2	1200*47*50	0.802	1278*426*352	16.04	20
542005016710	LED-E-HF Batten-SP-1200mm-36W-4000K-CT-2	1200*47*50	0.802	1278*426*352	16.04	20
542005016810	LED-E-HF Batten-SP-1200mm-36W-6500K-CT-2	1200*47*50	0.802	1278*426*352	16.04	20
140058680	LED-E-HF Batten-Middle Connector	70*60*90(18pcs/Box)	0.09	226*196*204	1.8	360
140058681	LED-E-HF Batten-Suspended Rope	/	/	200*180*160	2.24	40

Dimensional Drawing

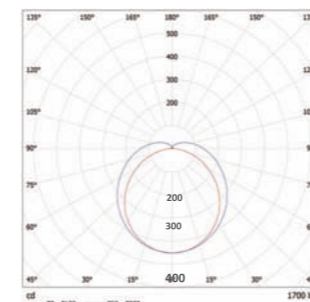


Accessory

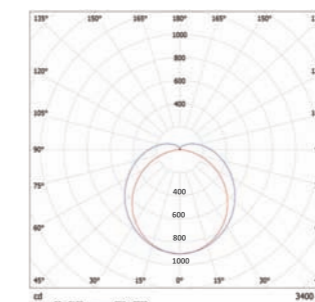


	19W	38W
L(mm)	600	1200
W(mm)	50	50
H(mm)	47	47

Photometric Data



19W



38W